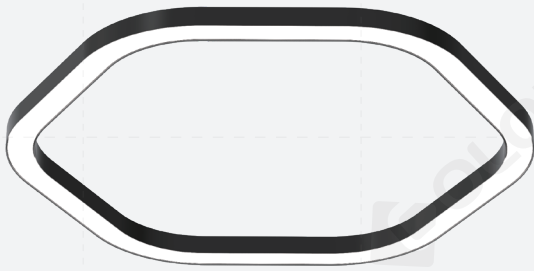


# Infinite System Specification

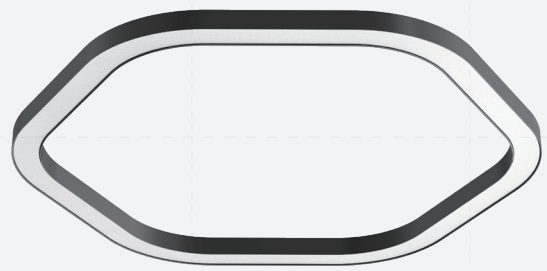
## — Hexagon series



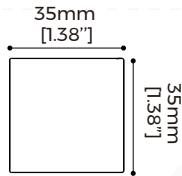
H-CS3535D  
H-CS5035D  
H-CS7035D  
H-CS3535P  
H-CS5035P  
H-CS7035P



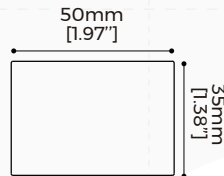
Optical: Diffuser



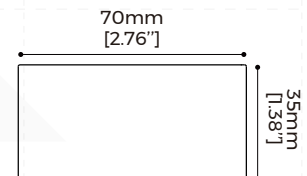
Optical: Prismatic



Model:  
H-CS3535D  
H-CS3535P



Model:  
H-CS5035D  
H-CS5035P



Model:  
H-CS7035D  
H-CS7035P

## Basic Information

### Light efficiency

<b>H-CS3535D</b> 100LM/W(Regular), 120LM/W(High-Efficiency)	<b>H-CS3535P</b> 85LM/W(Regular), 105LM/W(High-Efficiency)
<b>H-CS5035D</b> 100LM/W(Regular), 120LM/W(High-Efficiency)	<b>H-CS5035P</b> 90LM/W(Regular), 105LM/W(High-Efficiency)
<b>H-CS7035D</b> 110LM/W(Regular), 135LM/W(High-Efficiency)	<b>H-CS7035P</b> 100LM/W(Regular), 120LM/W(High-Efficiency)

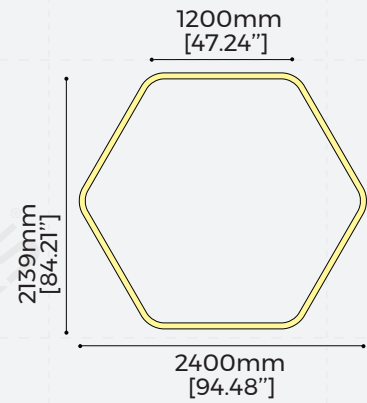
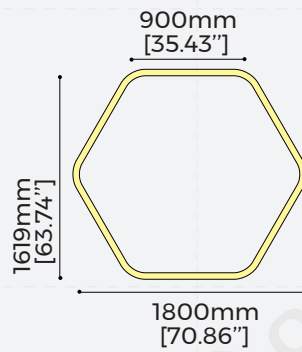
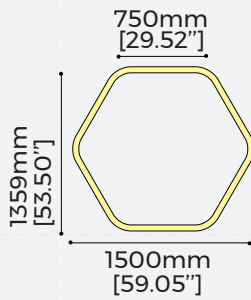
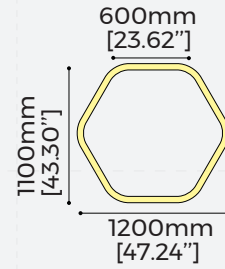
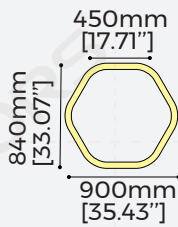
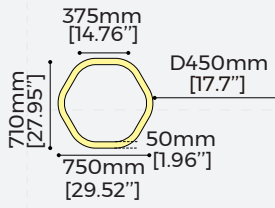
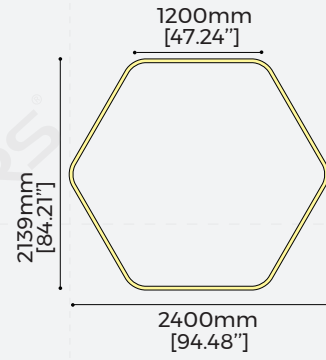
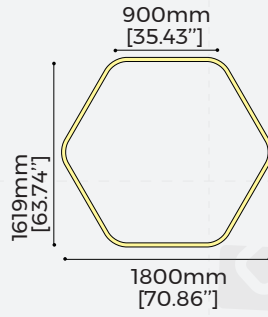
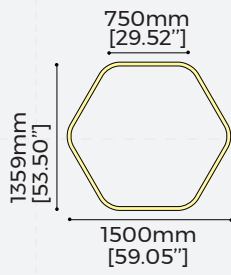
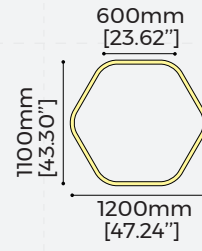
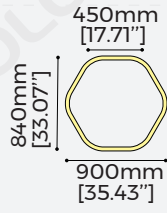
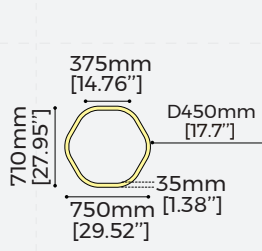
### Side length

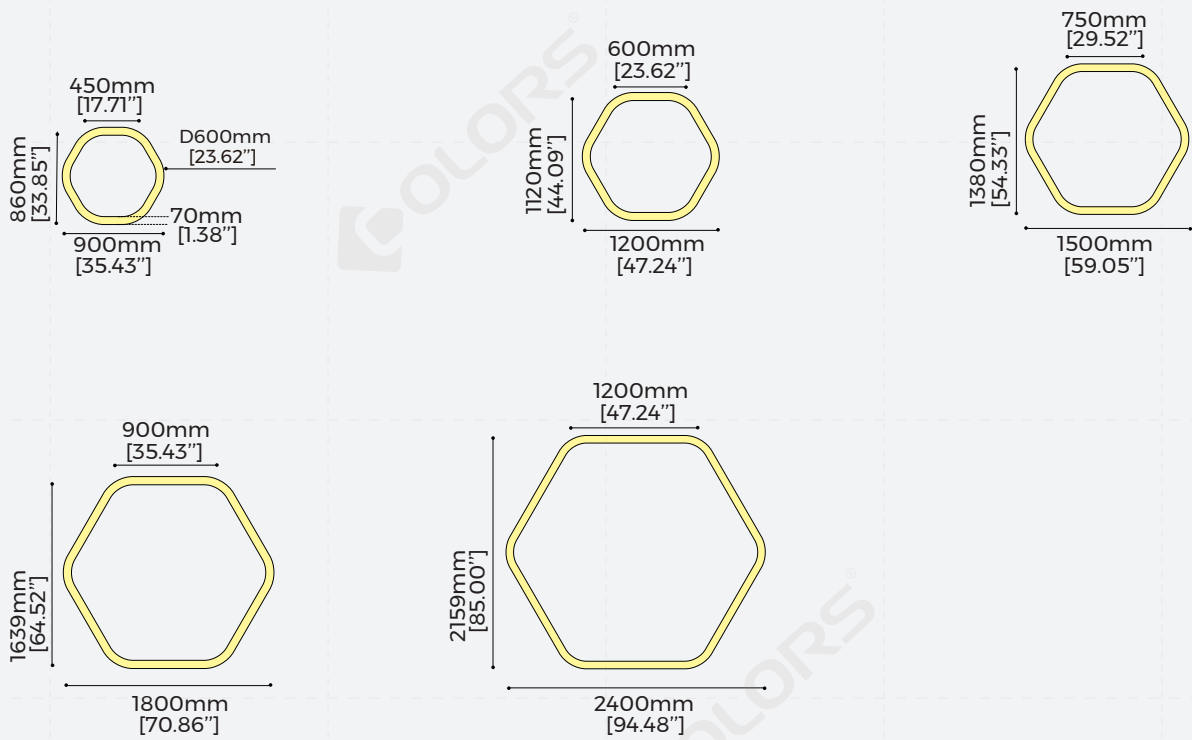
<b>H-CS3535D/H-CS3535P/H-CS5035D/H-CS5035P</b> 375/450/600/750/900/1200mm	<b>H-CS7035D/H-CS7035P</b> 450/600/750/900/1200mm
--	--

## Common information

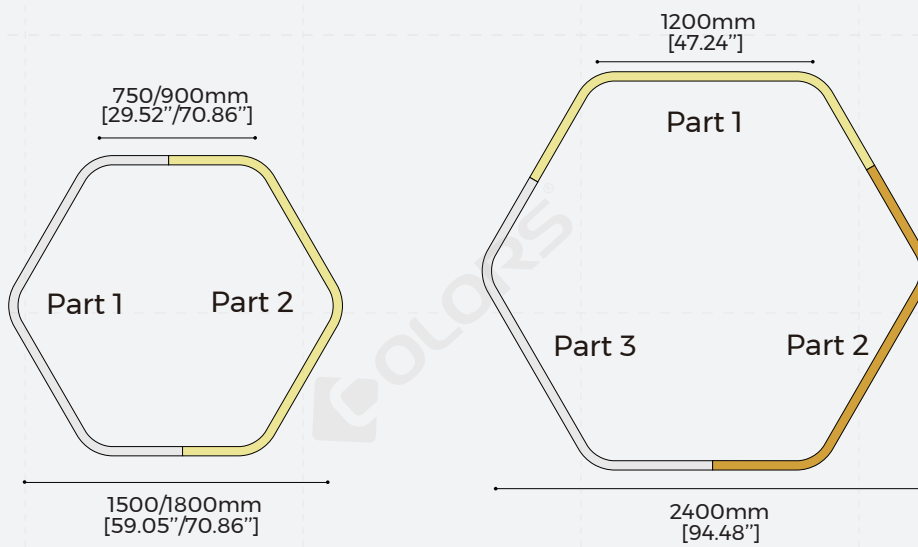
- Material: AL6063-T5, spraying surface
- Color: Black/White/Silver/Orange/Blue/Green /Rose gold/Champagne gold
- IP grade: IP20
- CCT: 2700/3000/3500/4000/5000/6500K
- CRI: >80/>90
- SDCM: ≤3 Step
- Dimming method: Non-dimming, 1-10V, DALI2+PUSH
- Application: Indoor
- Installation: Ceiling/Pendant
- Certification: CE, UKCA, ROHS, REACH, CB, ENEC, ETL, LM-80
- Warranty: 5 years

© Product Dimension Information





Case 1: For length of side  $\leq 600\text{mm}$ , the lamp is to be produced as complete unit.



Case 2: For length of side  $> 600\text{mm}$ , the lamp is to be divided into parts

© Luminaire Parameters

Model	Version	Length (mm)	Type Power (W/PCS)	Input Voltage (V)	Input Current (mA)	CRI	Lumens (LM/PCS)	CCT
H-CS3535D	Regular	375 [1.23ft]	45	AC200-240V	230	>80	4500	2700K 3000K 3500K 4000K 5000K 6500K
						>90	3870	
		450 [1.48ft]	54	AC200-240V	270	>80	5400	
						>90	4644	
		600 [1.97ft]	72	AC200-240V	360	>80	7200	
						>90	6192	
	750 [2.46ft]	90	AC200-240V	450	>80	9000		
					>90	7740		
	900 [2.95ft]	108	AC200-240V	550	>80	10800		
					>90	9288		
	1200 [3.94ft]	144	AC200-240V	730	>80	14400		
					>90	12384		
	High-Efficiency	375 [1.23ft]	45	AC200-240V	230	>80	5400	
						>90	4644	
450 [1.48ft]		54	AC200-240V	270	>80	6480		
					>90	5573		
600 [1.97ft]		72	AC200-240V	360	>80	8640		
					>90	7430		
750 [2.46ft]	90	AC200-240V	450	>80	10800			
				>90	9288			
900 [2.95ft]	108	AC200-240V	550	>80	12960			
				>90	11146			
1200 [3.94ft]	144	AC200-240V	730	>80	17280			
				>90	14861			

Model	Version	Length (mm)	Type Power (W/PCS)	Input Voltage (V)	Input Current (mA)	CRI	Lumens (LM/PCS)	CCT
H-CS3535P	Regular	375 [1.23ft]	45	AC200-240V	230	>80	3825	2700K 3000K 3500K 4000K 5000K 6500K
						>90	3290	
		450 [1.48ft]	54	AC200-240V	270	>80	4590	
						>90	3947	
		600 [1.97ft]	72	AC200-240V	360	>80	6120	
						>90	5263	
		750 [2.46ft]	90	AC200-240V	450	>80	7650	
						>90	6579	
		900 [2.95ft]	108	AC200-240V	550	>80	9180	
						>90	7895	
		1200 [3.94ft]	144	AC200-240V	730	>80	12240	
						>90	10526	
	High-Efficiency	375 [1.23ft]	45	AC200-240V	230	>80	4725	
						>90	4064	
		450 [1.48ft]	54	AC200-240V	270	>80	5670	
						>90	4876	
		600 [1.97ft]	72	AC200-240V	360	>80	7560	
						>90	6502	
		750 [2.46ft]	90	AC200-240V	450	>80	9450	
						>90	8127	
		900 [2.95ft]	108	AC200-240V	550	>80	11340	
						>90	9752	
		1200 [3.94ft]	144	AC200-240V	730	>80	15120	
						>90	13003	

Model	Version	Length (mm)	Type Power (W/PCS)	Input Voltage (V)	Input Current (mA)	CRI	Lumens (LM/PCS)	CCT
H-CS5035D	Regular	375 [1.23ft]	56	AC200-240V	280	>80	5600	2700K 3000K 3500K 4000K 5000K 6500K
						>90	4816	
		450 [1.48ft]	66	AC200-240V	330	>80	6600	
						>90	5676	
		600 [1.97ft]	90	AC200-240V	450	>80	9000	
						>90	7740	
	750 [2.46ft]	110	AC200-240V	560	>80	11000		
					>90	9460		
	900 [2.95ft]	132	AC200-240V	670	>80	13200		
					>90	11352		
	1200 [3.94ft]	176	AC200-240V	890	>80	17600		
					>90	15136		
	High-Efficiency	375 [1.23ft]	56	AC200-240V	280	>80	6720	
						>90	5779	
450 [1.48ft]		66	AC200-240V	330	>80	7920		
					>90	6811		
600 [1.97ft]		90	AC200-240V	450	>80	10800		
					>90	9288		
750 [2.46ft]	110	AC200-240V	560	>80	13200			
				>90	11352			
900 [2.95ft]	132	AC200-240V	670	>80	15840			
				>90	13622			
1200 [3.94ft]	176	AC200-240V	890	>80	21120			
				>90	18163			

Model	Version	Length (mm)	Type Power (W/PCS)	Input Voltage (V)	Input Current (mA)	CRI	Lumens (LM/PCS)	CCT
H-CS5035P	Regular	375 [1.23ft]	56	AC200-240V	280	>80	5040	2700K 3000K 3500K 4000K 5000K 6500K
						>90	4334	
		450 [1.48ft]	66	AC200-240V	330	>80	5940	
						>90	5108	
		600 [1.97ft]	90	AC200-240V	450	>80	8100	
						>90	6966	
		750 [2.46ft]	110	AC200-240V	560	>80	9900	
						>90	8514	
		900 [2.95ft]	132	AC200-240V	670	>80	11880	
						>90	10217	
		1200 [3.94ft]	176	AC200-240V	890	>80	15840	
						>90	13622	
	High-Efficiency	375 [1.23ft]	56	AC200-240V	280	>80	5880	
						>90	5057	
		450 [1.48ft]	66	AC200-240V	330	>80	6930	
						>90	5960	
		600 [1.97ft]	90	AC200-240V	450	>80	9450	
						>90	8127	
		750 [2.46ft]	110	AC200-240V	560	>80	11550	
						>90	9933	
		900 [2.95ft]	132	AC200-240V	670	>80	13860	
						>90	11920	
		1200 [3.94ft]	176	AC200-240V	890	>80	18480	
						>90	15893	

Model	Version	Length (mm)	Type Power (W/PCS)	Input Voltage (V)	Input Current (mA)	CRI	Lumens (LM/PCS)	CCT
H-CS7035D	Regular	450 [1.48ft]	90	AC200-240V	450	>80	9900	2700K 3000K 3500K 4000K 5000K 6500K
						>90	8514	
		600 [1.97ft]	116	AC200-240V	590	>80	12760	
						>90	10974	
		750 [2.46ft]	148	AC200-240V	750	>80	16280	
						>90	14001	
		900 [2.95ft]	176	AC200-240V	890	>80	19360	
						>90	16650	
		1200 [3.94ft]	235	AC200-240V	1190	>80	25850	
						>90	22231	
	High-Efficiency	450 [1.48ft]	90	AC200-240V	450	>80	12150	
						>90	10449	
		600 [1.97ft]	116	AC200-240V	590	>80	15660	
						>90	13468	
		750 [2.46ft]	148	AC200-240V	750	>80	19980	
						>90	17183	
		900 [2.95ft]	176	AC200-240V	890	>80	23760	
						>90	20434	
1200 [3.94ft]	235	AC200-240V	1190	>80	31725			
				>90	27284			

Model	Version	Length (mm)	Type Power (W/PCS)	Input Voltage (V)	Input Current (mA)	CRI	Lumens (LM/PCS)	CCT
H-CS7035P	Regular	450 [1.48ft]	90	AC200-240V	450	>80	9000	2700K 3000K 3500K 4000K 5000K 6500K
						>90	7740	
		600 [1.97ft]	116	AC200-240V	590	>80	11600	
						>90	9976	
		750 [2.46ft]	148	AC200-240V	750	>80	14800	
						>90	12728	
		900 [2.95ft]	176	AC200-240V	890	>80	17600	
						>90	15136	
		1200 [3.94ft]	235	AC200-240V	1190	>80	23500	
						>90	20210	
	High-Efficiency	450 [1.48ft]	90	AC200-240V	450	>80	10800	
						>90	9288	
		600 [1.97ft]	116	AC200-240V	590	>80	13920	
						>90	11971	
		750 [2.46ft]	148	AC200-240V	750	>80	17760	
						>90	15274	
		900 [2.95ft]	176	AC200-240V	890	>80	21120	
						>90	18163	
		1200 [3.94ft]	235	AC200-240V	1190	>80	28200	
						>90	24252	

Note:

1. The output data is based on white coated luminaire with Ra80,4000K.
2. The above Lumens data are at 4000K color temperature.
3. High-efficiency version does not do 3500K and 5000K
4. The tolerance of output data can be vary up to 15%.
5. The output data is typical value.
6. The following is an example of lumen conversion instructions:

CCT	RA	Ratio of lumens (white coated luminaire)	Ratio of lumens (Other coated colors of luminaire)
2700K	80	90%	Calculate white coated luminaire lumens first, then multiply by 90 %
	90	77%	
3000K	80	93%	
	90	80%	
3500K	80	97%	
	90	83%	
4000K	80	100%	
	90	86%	
5000K	80	100%	
	90	86%	
6500K	80	100%	
	90	86%	

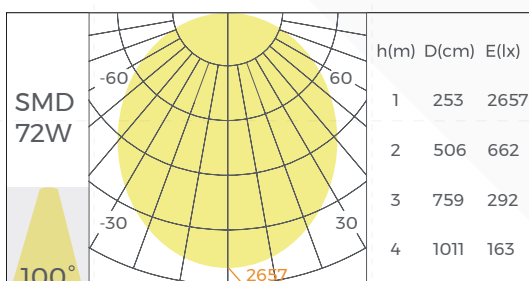
Note: All other lumens are to be based on white coated luminaire with 4000K, RA80(100%), and multiplied by the percentage in the table above.

Assuming a 4000K, RA80 white coated luminaire with 1000lm lumens:

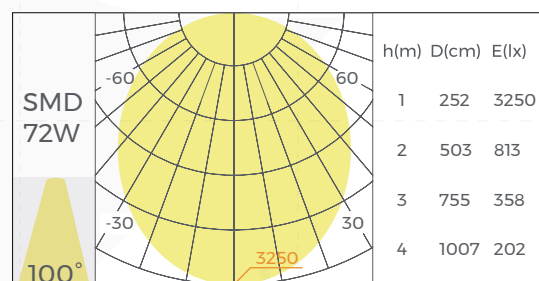
Example 1: If you need 4000K, RA90 lumens (white coated luminaire)	$1000 \times 86\% = 860\text{lm}$
Example 2: If you need 4000K, RA90 lumens (other coated colors of luminaire)	$1000 \times 86\% \times 90\% = 774\text{lm}$
Example 3: If you need 3000K, RA80 lumens (white coated luminaire)	$1000 \times 93\% = 930\text{lm}$
Example 4: If you need 3000K, RA90 lumens (white coated luminaire)	$1000 \times 80\% = 800\text{lm}$
Example 5: If you need 5000K, RA80 lumens (white coated luminaire)	$1000 \times 100\% = 1000\text{lm}$

## ◎ Optical Parameter

### [H-CS3535D]



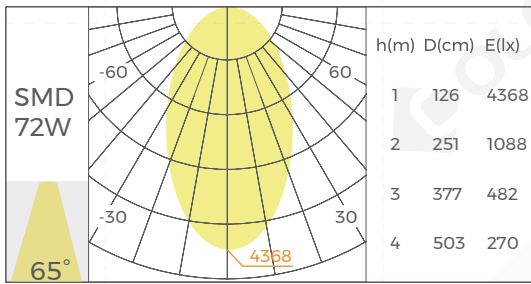
Regular version



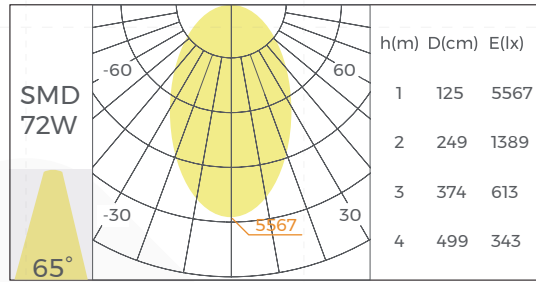
High-efficiency version

\*The above data is based on a 600mm side length luminaire with Ra80,4000K.

**【H-CS3535P】**



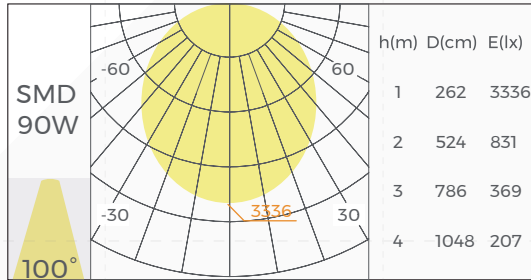
Regular version



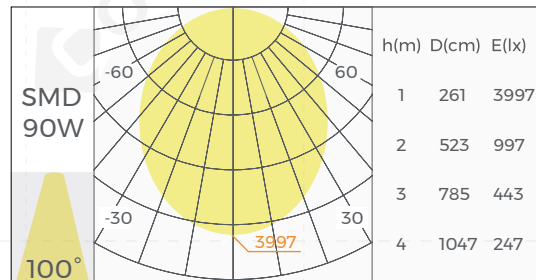
High-efficiency version

\*The above data is based on a 600mm side length luminaire with Ra80,4000K.

**【H-CS5035D】**



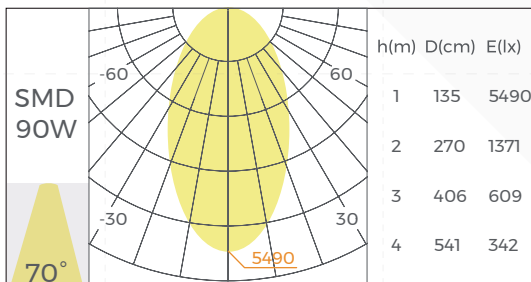
Regular version



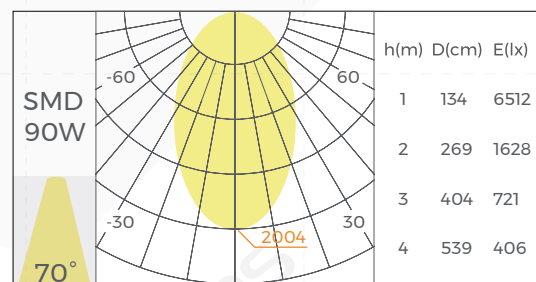
High-efficiency version

\*The above data is based on a 600mm side length luminaire with Ra80,4000K.

**【H-CS5035P】**



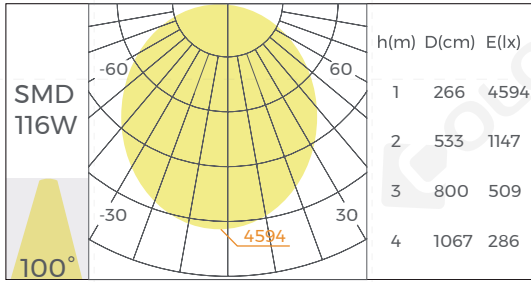
Regular version



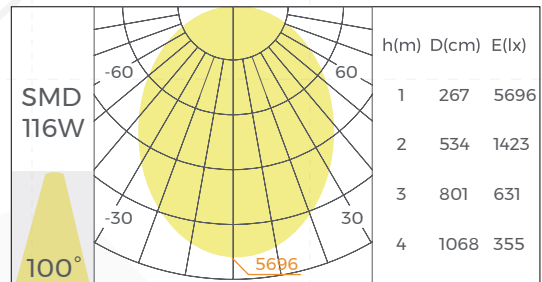
High-efficiency version

\*The above data is based on a 600mm side length luminaire with Ra80,4000K.

**【H-CS7035D】**



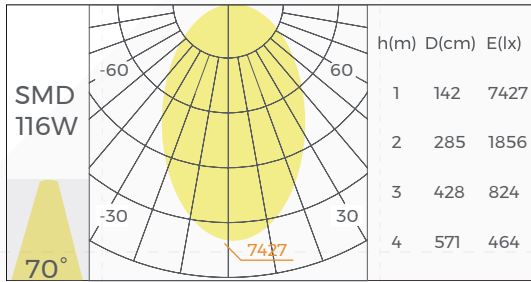
Regular version



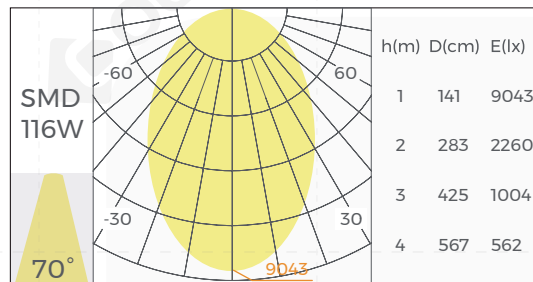
High-efficiency version

\*The above data is based on a 600mm side length luminaire with Ra80,4000K.

**【H-CS7035P】**



Regular version



High-efficiency version

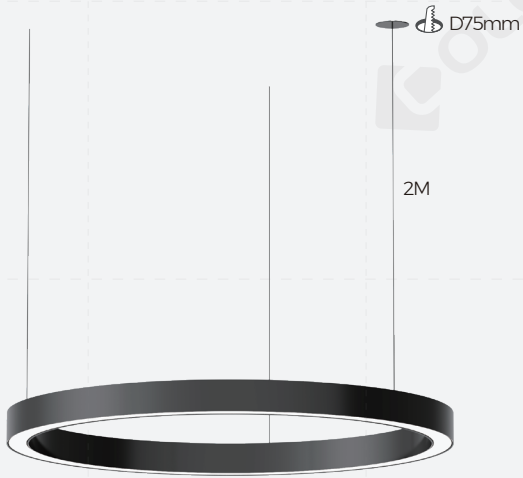
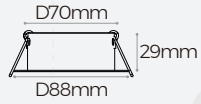
\*The above data is based on a 600mm side length luminaire with Ra80,4000K.

**© Installation**

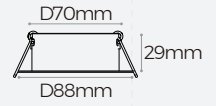
External power supply



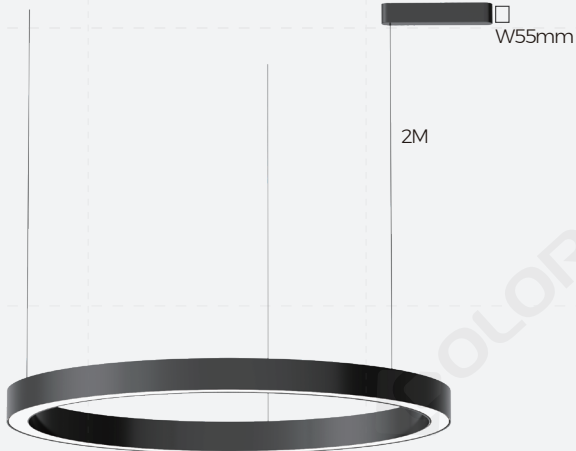
Ceiling



**Ceiling plate**  
(With Steel Wire Rope)



**Ceiling plate**  
(With Rod)



**Linear Power Box**  
(With Steel Wire Rope)



**Linear Power Box**  
(With Rod)

**Note:**

1. The above illustration shows the installation method.
2. The above luminaire shapes are for installation illustration only.

## ◎ Packing

Model	Quantity (PCS/carton)	NW (kg/carton)	GW (kg/carton)	Size (mm/carton)
H-CS3535D0375(R)-N840W045	4	6.61	9.01	800*750*380 [31.49**29.52**14.96"]
H-CS3535D0450(R)-N840W054	4	7.96	11.16	950*890*380 [37.40**35.03**14.96"]
H-CS3535D0600(R)-N840W072	4	10.66	14.66	1260*1160*380 [49.60**45.66**14.96"]
H-CS3535D0750(R)-N840W090	4	13.36	18.16	1410*800*520 [55.51**31.49**20.47"]
H-CS3535D0900(R)-N840W108	2	8.03	10.83	1860*460*460 [73.22**18.11**18.11"]
H-CS3535D1200(R)-N840W144	2	10.73	13.93	1900*580*460 [74.80**22.83**18.11"]
H-CS5035D0375(R)-N840W056	4	8.37	10.77	800*750*380 [31.49**29.52**14.96"]
H-CS5035D0450(R)-N840W066	4	10.08	13.28	950*890*380 [37.40**35.03**14.96"]
H-CS5035D0600(R)-N840W090	4	13.50	17.50	1260*1160*380 [49.60**45.66**14.96"]
H-CS5035D0750(R)-N840W110	4	16.92	21.72	1410*800*520 [55.51**31.49**20.47"]
H-CS5035D0900(R)-N840W132	2	10.17	12.97	1860*460*460 [73.22**18.11**18.11"]
H-CS5035D1200(R)-N840W176	2	13.59	16.79	1900*580*460 [74.80**22.83**18.11"]
H-CS7035D0450(R)-N840W090	4	12.35	14.75	950*890*380 [37.40**35.03**14.96"]
H-CS7035D0600(R)-N840W116	4	16.44	19.64	1260*1160*380 [49.60**45.66**14.96"]
H-CS7035D0750(R)-N840W148	4	14.43	18.43	1410*800*520 [55.51**31.49**20.47"]

Model	Quantity (PCS/carton)	NW (kg/carton)	GW (kg/carton)	Size (mm/carton)
H-CS7035D0900(R)-N840W176	2	12.36	14.76	1860*460*460 [73.22"*18.11"*18.11"]
H-CS7035D1200(R)-N840W235	2	16.50	19.30	1900*580*460 [74.80"*22.83"*18.11"]

**Note:**

1. Lamps packaged without inner box, directly use the outer box.
2. Use one outer box for each lamp, and then use the wrap and corner protectors to tie them together according to the quantity of carton above.
3. The above weight data is for reference, the exact data should be based on the weight of the physical weighing shall prevail.

**Model Code**



**Attentions**

1. Non-professionals are prohibited from installing, disassembling and repairing the product.
2. Avoid scratching, distortion and irregular bending of the product during installation; otherwise it may cause irreparable damage to the product.
3. Please use professional cutting tools when cutting
4. Do not use any acid or alkaline adhesive to fix products
5. The product is only suitable for indoor dry places, can not be used in outdoor, seaside or wet environment.
6. PC features: Each 10°C rise or drop will make diffuser extend or shrink 0.8mm/m, please confirm before processing and use